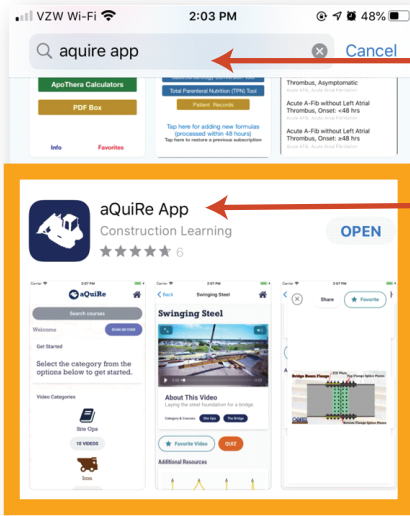




aQuiRe[®] Onboarding

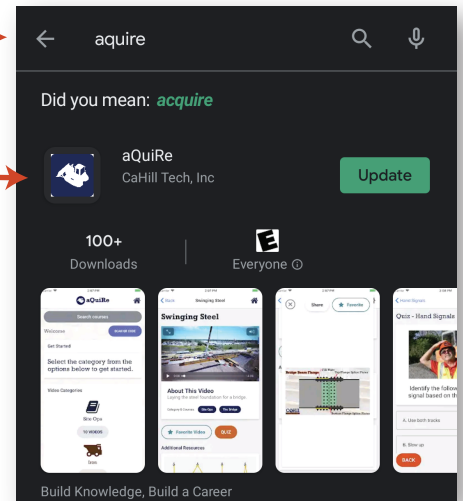
Apple



1. Go to the App Store (Apple) or the google play store (Android) & search for the “aQuiRe app”

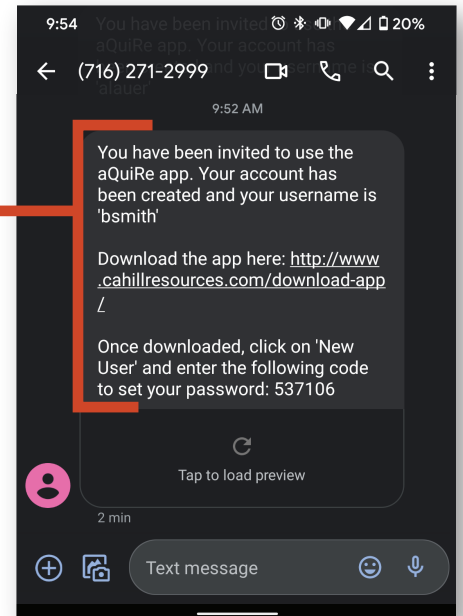
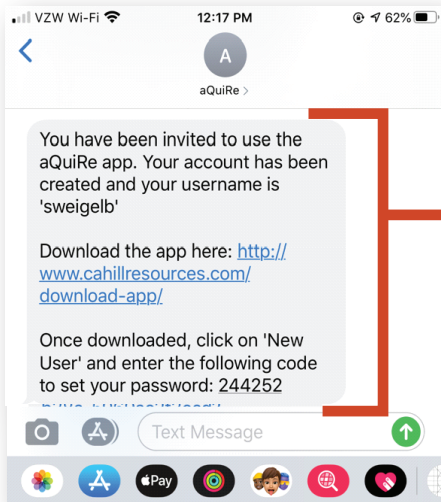
Download the app with this icon

Android



2. Set Your Password & Login

You will receive a text message with directions that looks like this:



3. In your App, click “New User”

4. Plug that secret code in & set your password.

5. Click “Back to Login” & enter your username (first initial and full last name) as well as your new password.

Employee Login

Username _____

Password _____

LOG IN

Forgot Your Password?

New User?

Employee Login

Username _____

Password _____

LOG IN

Forgot Your Password?

New User?

Should you have any questions or concerns feel free to reach out to Lori at (315) 430-5550 or by email at Lori@cahillresources.com